



Sink - CL.1

Lavatory spout, wall-mounted without drain - polished chrome

Article number: 13 800 705-00



- 7-7/8" Projection
- Rigid spout
- Rectangular aerator with 40 individual streams
- 1-1/2" hole diameter
- lead-free
- 1/2" connection
- Plug-in connection mounting
- Water flow rate limited to max. 1.2 gpm

Codes & Standards

- NSF/ANSI 372
 - California Energy Commission (CEC)
 - ASME A112.18.1/CSA B125.1
 - NSF/ANSI/CAN 61
-
- Fittings group in compliance with DIN 4109: 1



polished chrome

Accessory is required for this item.

Discontinued items available to order until 31.12.9999



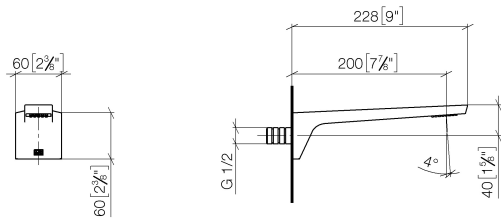
Sink - CL.1

Lavatory spout, wall-mounted without drain - polished chrome

Article number: 13 800 705-00

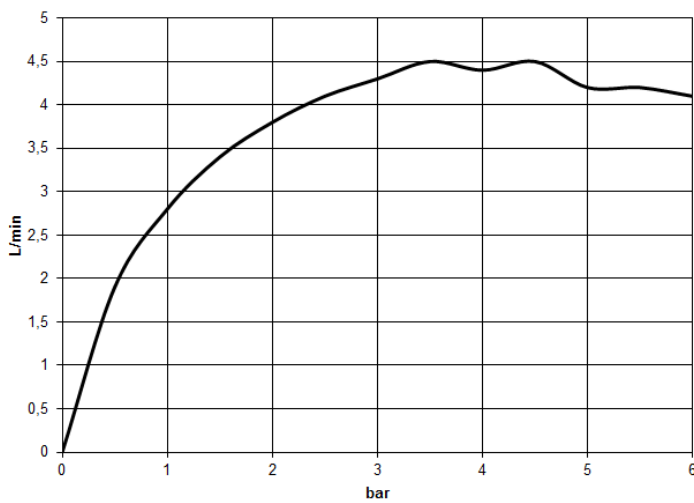
Dimensional drawing

mm [inches]



All dimensions in mm / inch = mm x 0,0394

Flow rate chart





Sink - CL.1

Lavatory spout, wall-mounted without drain - polished chrome

Article number: 13 800 705-00

Other surface finishes



platinum matte
13 800 705-06



Dark Platinum matte
13 800 705-99

More custom finish options are available via special production (xTra Service). Please see our finish matrix for availability and pricing or contact a Dornbracht representative.



35 080 970-90 0010
Rough-in adapter -

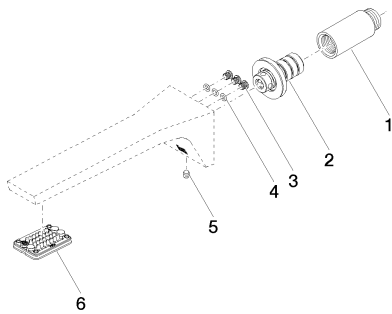


Sink - CL.1

Lavatory spout, wall-mounted without drain - polished chrome

Article number: 13 800 705-00

Spare parts list



Number	Item Number	Designation	Number of units
1	09 24 03 081 10 90	extension	1
2	90 24 03 108 00 90	nipple set	1
3	09 30 30 113 20 90	screw	3
4	09 14 10 001 90	seal	3
5	04 31 11 004 00 90	pin	1
6	90 11 02 297 00 90	aerator	1